



Jules Wabbes
GENERALDECORATION

PULL HANDLES





The large size Door Handle (the size of an iron) was probably one of the first to be designed by Jules Wabbes, before the creation of General Decoration in 1969.

It can be seen on a picture of the first showroom of the Mobilier Universel in Brussels. The Mobilier Universel was Wabbes'first company, created in 1957. The door handle can be fixed vertically or horizontally and on both sides of the door. The raw bronze is soft and smooth. It can be used outside by all-weather and gets a nice patina. These door handles can be seen at the Louvain-la-Neuve Library, now a museum.

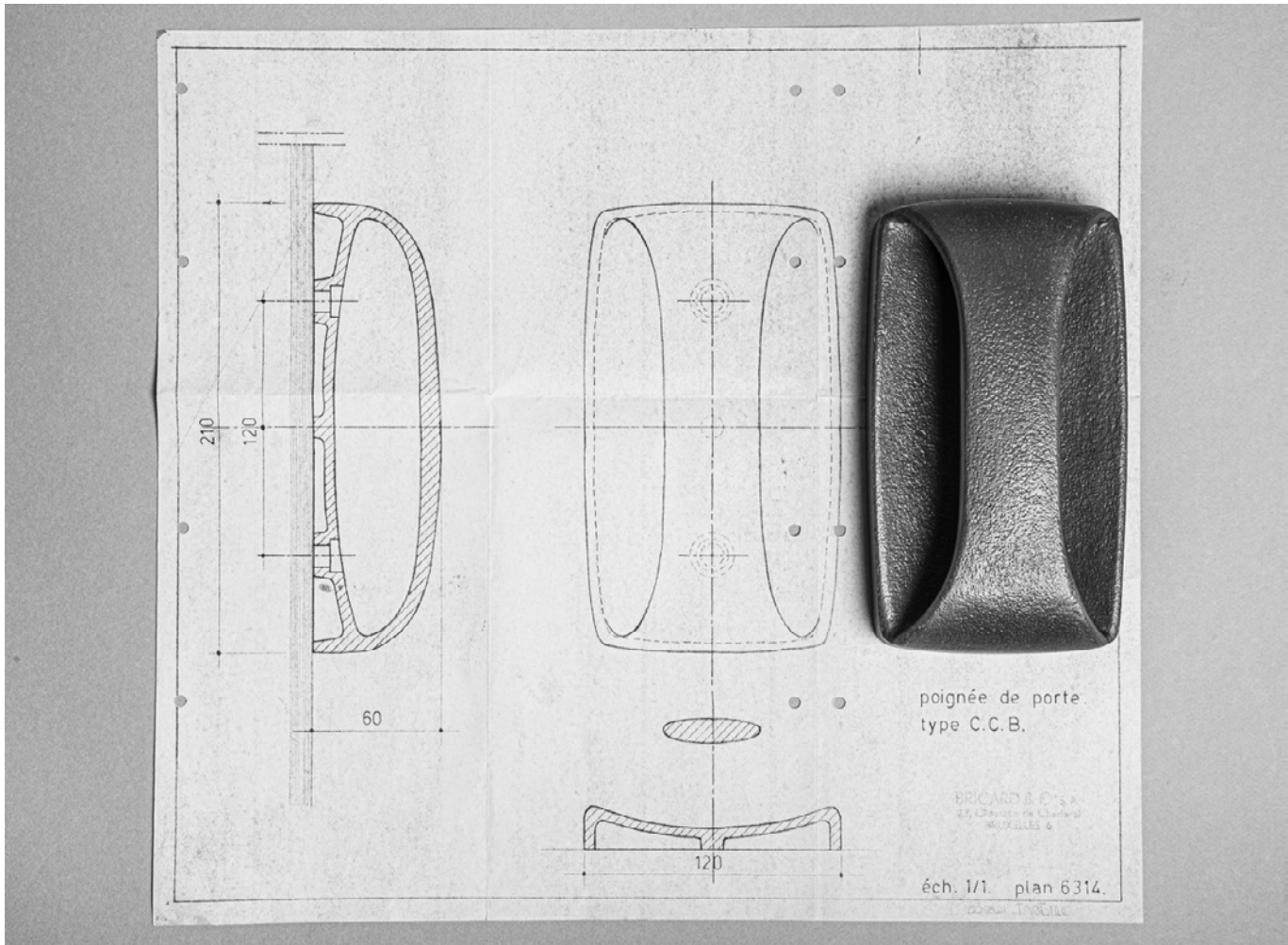
IRON DOOR HANDLES

COVER & PP.4-6: Large Size, Raw Bronze

LARGE IRON DOOR HANDLE [see P.50](#)



117 mm



IRON DOOR HANDLES

LEFT: Small Size, Raw Bronze (real size)
RIGHT [top]: Original technical drawing
RIGHT [bottom]: Small Size, Raw Bronze
NEXT PAGE: Small size + Door Pusher, Raw Bronze

SMALL IRON DOOR HANDLE [see P.50](#)
LARGE IRON DOOR HANDLE [see P.51](#)







PEG DOOR HANDLES

LEFT: Raw Bronze
ABOVE: Raw Bronze, Chrome-plated
Bronze, Polished Bronze

PEG DOOR HANDLES [see P.53](#)





PEG DOOR HANDLES

LEFT: Raw Bronze
RIGHT: Raw Bronze, Chrome-plated Bronze



RECTANGULAR DOOR HANDLES

LEFT: Polished Bronze
ABOVE: Raw Bronze & Polished Bronze
NEXT PAGES: Raw Bronze (real size)

RECTANGULAR DOOR HANDLES [see P.54](#)





OVAL PULL HANDLES

LEFT: Chrome-plated Bronze, Small (real size)
ABOVE: Raw Bronze, Large (real size)

OVAL PULL HANDLES

[see P.56-57](#)



OVAL PULL HANDLES

LEFT: Chrome-plated Bronze, Small (real size)
ABOVE: Polished bronze : 4 sizes (XS,X,M et L)

OVAL PULL HANDLES [see P.56-57](#)



OVAL PULL HANDLES

LEFT: Raw Bronze, Large (real size)
ABOVE: Polished Bronze, Extra Small (real size)



OVAL PULL HANDLE

LEFT: Raw Bronze, Large (real size)
RIGHT: Chrome-plated Bronze, Polished Bronze, Raw Bronze,
4 sizes (Xsmall, Small, Medium, Large)



110 mm




92 mm



76 mm





53 mm



HEXAGONAL PULL HANDLE
LEFT AND RIGHT: Raw Bronze
HEXAGONAL PULL HANDLE [see P.55](#)

CUPBOARD HANDLES





CUPBOARD HANDLES (ONE SIDE)

LEFT AND RIGHT: Raw Bronze, Small & Large

CUPBOARD HANDLES (ONE SIDE) [see P.58](#)



64 mm



110 mm



CUPBOARD HANDLES (DOUBLE SIDE)

LEFT AND RIGHT: Raw Bronze, Small & Large

CUPBOARD HANDLES (DOUBLE SIDE) [see P.59](#)



Surrounded by artists, painters, sculptors and architects, Jules Wabbes had always been concerned with art and beauty. Inspired by ancient and classical furniture, he created a new, timeless style with an unsurpassed attention to detail. In that regard, Wabbes designed handles for his desks and furniture as if they were true sculptures, yet functional, with a smooth and soft feel when touched.

General Decoration presents today the cabinet handles in four finishes.



CABINET HANDLES

LEFT: Chrome-Plated Brass, Large
RIGHT: Polished Brass, Brushed Brass, Chrome-Plated Brass and Polished Bronze, 1 Size





OVAL PULL HANDLE

Bronze before polishing





IRON DOOR HANDLES

After that first doorknob, Wabbes designed several pull doors and cabinet handles, particularly for his new company General Decoration in 1969.

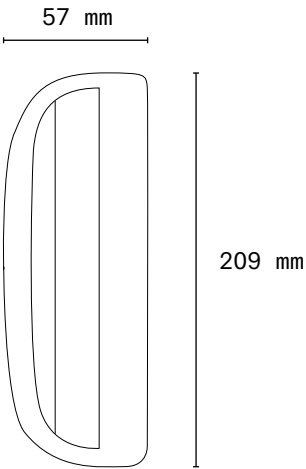
They add beauty, convenience, or effectiveness to a door and become like a jewel, heavy and strong that last forever. It is a signature for a house, an office, a shop

1969

TECHNICAL SPECS	
NAME	Iron Door Handles
ORIGINAL DESIGN	1969
MATERIAL	Bronze
DIMENSIONS	
	(L) 209 × (W) 117 × (H) 57 mm
	(L) 290 × (W) 154 × (H) 82 mm
WEIGHT	2,8 kg
	7,4 kg
FINISHES / PRODUCT REF.	
	Small Raw Bronze: SIDH1018
	Large Raw Bronze: LIDH2183
PRODUCTION / EDITION	On Demand



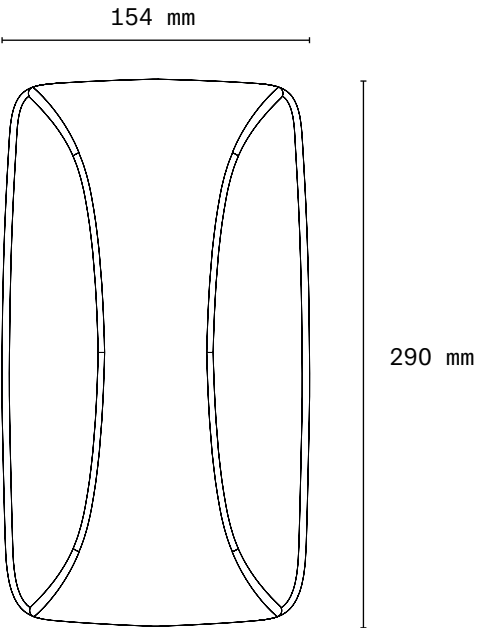
(Raw Bronze)		FRONT
Lenght (L)	I	209 mm
Width (W)	↔	117 mm



(Raw Bronze)		LEFT
Lenght (L)	I	209 mm
Heigh (H)	↔	57 mm

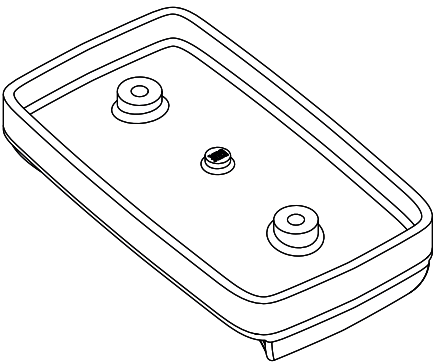
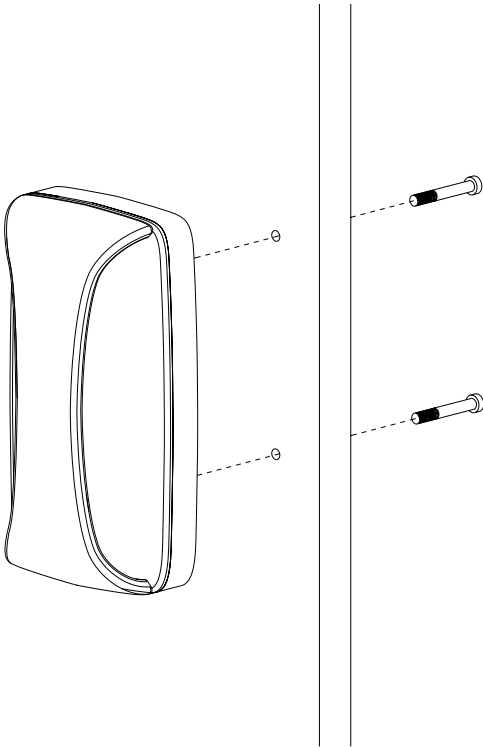


(Raw Bronze)		FRONT
Lenght (L)	↔	290 mm
Width (W)	I	154 mm

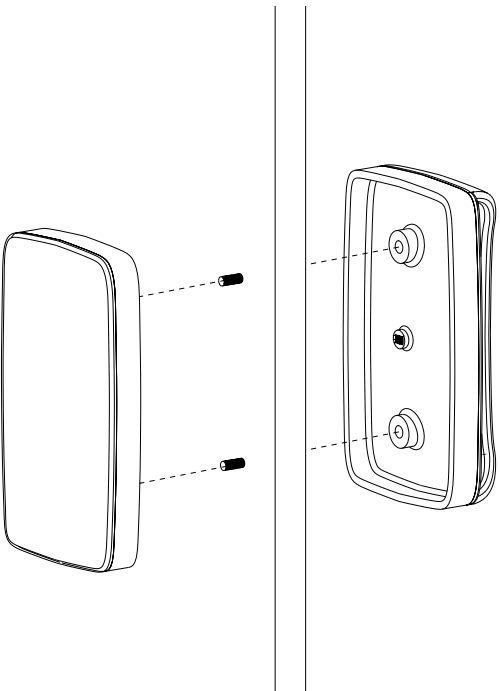


(Bronze)		FRONT
Width (W)	↘	154 mm

INSTALLATION



INSTALLATION

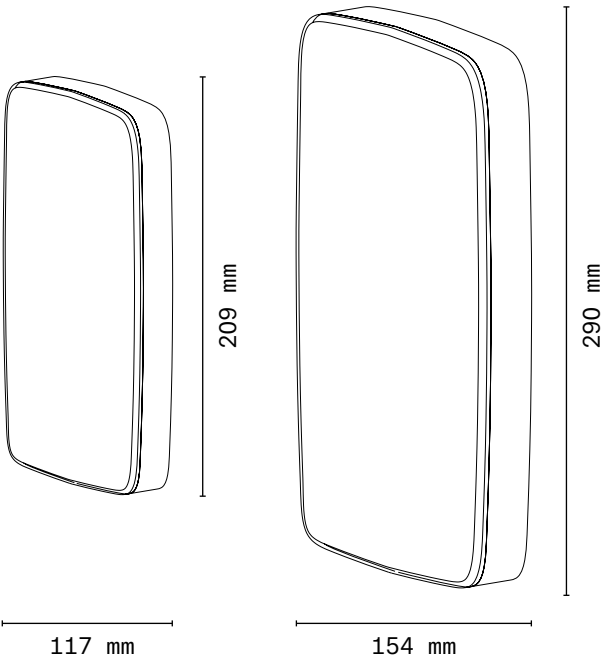


TECHNICAL SPECS

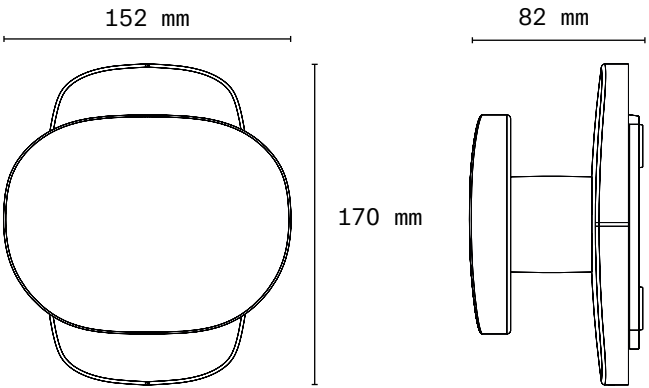
NAME	Door Pushers
ORIGINAL DESIGN	1969
MATERIAL	Bronze
DIMENSIONS	
(L) 209 × (W) 117 × (H) 24 mm	
(L) 290 × (W) 154 × (H) 34 mm	
WEIGHT	1,8 kg
	5,2 kg
FINISHES / PRODUCT REF.	
Small Raw Bronze: SDP2209	
Large Raw Bronze: LDP2209	
PRODUCTION / EDITION	On Demand



(Small Raw Bronze)	FRONT
Lenght (L)	↔ 209 mm
Width (W)	I 117 mm
(Large Raw Bronze)	FRONT
Lenght (L)	↔ 290 mm
Width (W)	I 154 mm

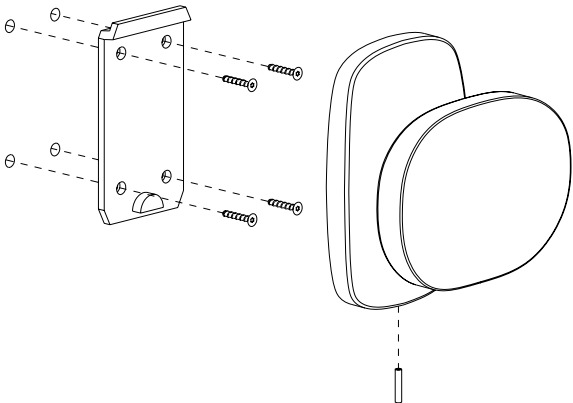


(Raw Bronze)	FRONT
Lenght (L)	↔ 170 mm
Width (W)	I 152 mm



(Bronze)	RIGHT
Width (W)	↘ 82 mm

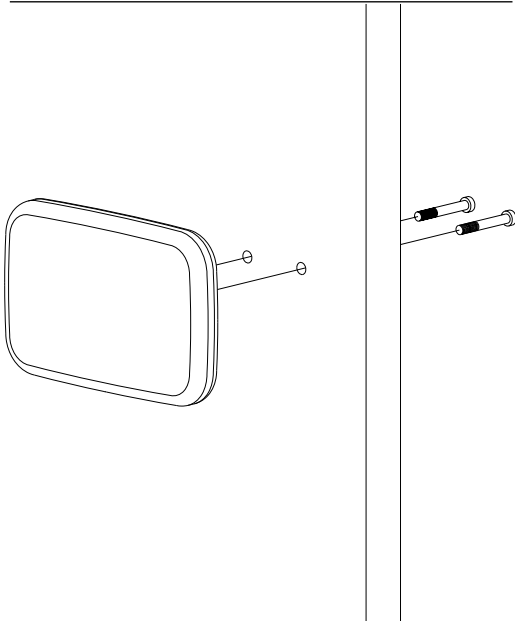
INSTALLATION



TECHNICAL SPECS

NAME	Peg Door Handles
ORIGINAL DESIGN	1969
MATERIAL	Bronze
DIMENSIONS	
(L) 170 × (W) 152 × (H) 82 mm	
WEIGHT	4,4 kg
FINISHES / PRODUCT REF.	
Raw Bronze: PDH1017R	
Chrome-plated Bronze: PDH1017C	
Polished Bronze: PDH1017P	
PRODUCTION / EDITION	On Demand


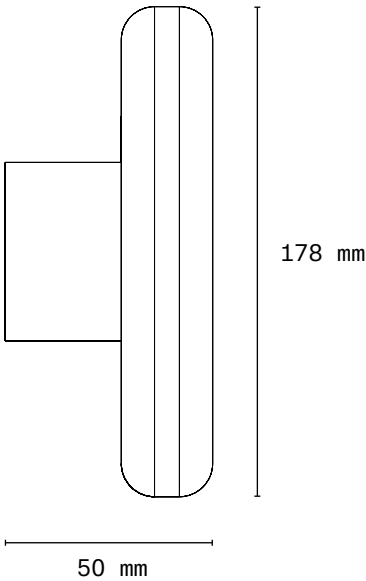
INSTALLATION



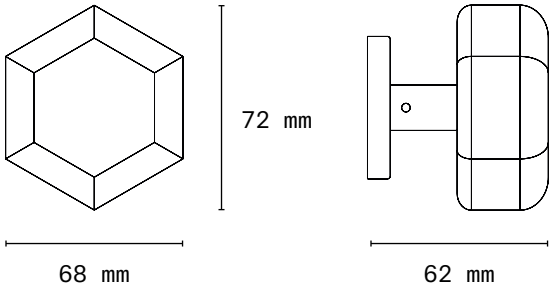
TECHNICAL SPECS	
NAME	Rectangular Pull Handles
ORIGINAL DESIGN	1969
MATERIAL	Bronze
DIMENSIONS	(L) 178 × (W) 118 × (H) 50 mm
WEIGHT	3,6 kg
FINISHES / PRODUCT REF.	
Raw Bronze: RPH2207R	
Polished bronze bronze: RPH2207P	
Chrome-plated bronze: RPH2207C	
PRODUCTION / EDITION	On Demand



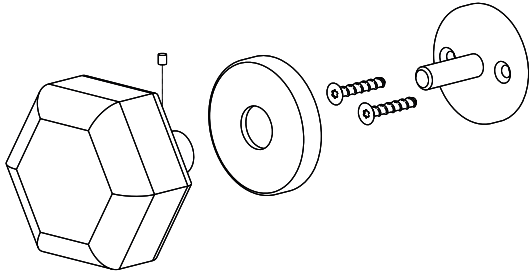
(Raw Bronze)	FRONT
Lenght (L)	178 mm
Width (W)	118 mm



(Raw Bronze)	FRONT
Lenght (L)	72 mm
Width (W)	62 mm

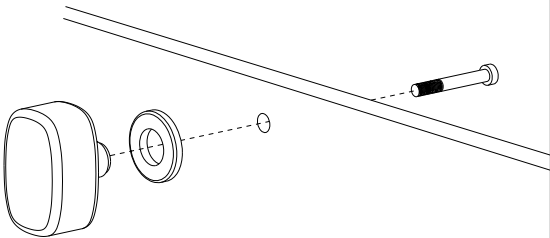


INSTALLATION



TECHNICAL SPECS	
NAME	Hexagonal Door Handle
ORIGINAL DESIGN	1969
MATERIAL	Bronze
DIMENSIONS	(L) 72 × (W) 62 × (H) 68 mm
WEIGHT	1.2 kg
FINISHES / PRODUCT REF.	
Raw Bronze: HPH2205R	
PRODUCTION / EDITION	On Demand

INSTALLATION



TECHNICAL SPECS

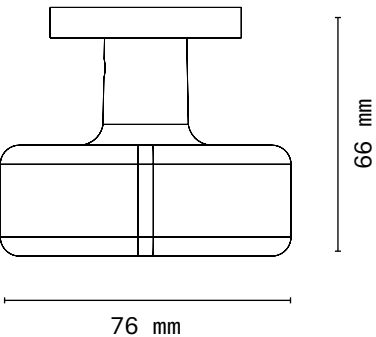
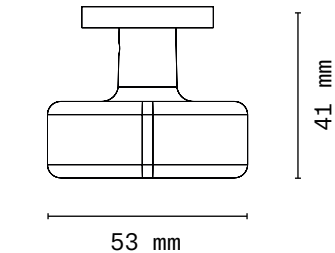
NAME Oval Pull Handles
ORIGINAL DESIGN 1969
MATERIAL Bronze
DIMENSIONS
 XSmall: (L) 53 × (W) 36 × (D) 41 mm
 Small: (L) 76 × (W) 56 × (D) 66 mm
WEIGHT XSmall: 0,4 kg
 Small: 1,2 kg

FINISHES / PRODUCT REF.
 XSmall Raw Bronze: XSOPH2146R
 XS Chrome-plated Bronze: XSOPH2146C
 XS Polished Bronze: XSOPH2146P
 Small Raw Bronze: SOPH2194R
 S Chrome-plated Bronze: SOPH2194C
 S Polished Bronze: SOPH2194P

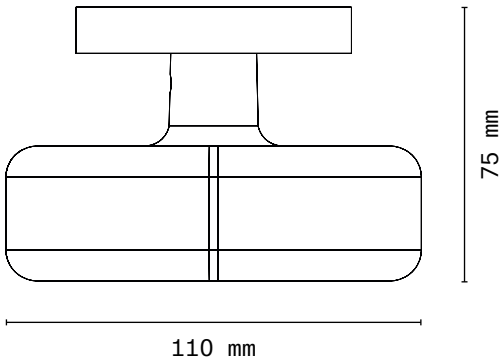
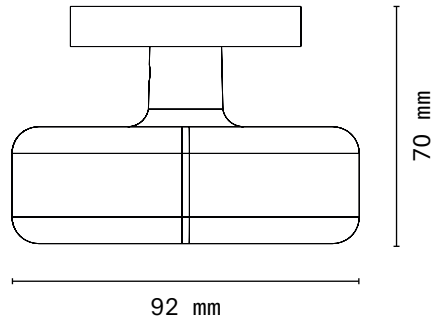
PRODUCTION / EDITION On Demand



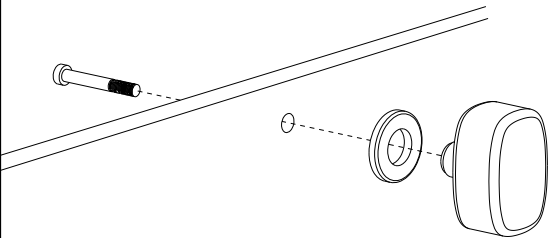
(XSmall Raw Bronze)		FRONT
Lenght (L)		53 mm
Width (W)		36 mm
(Small Raw Bronze)		FRONT
Lenght (L)		76 mm
Width (W)		56 mm



(Medium Raw Bronze)		FRONT
Lenght (L)		92 mm
Width (W)		70 mm
(Large Raw Bronze)		FRONT
Lenght (L)		110 mm
Width (W)		90 mm



INSTALLATION



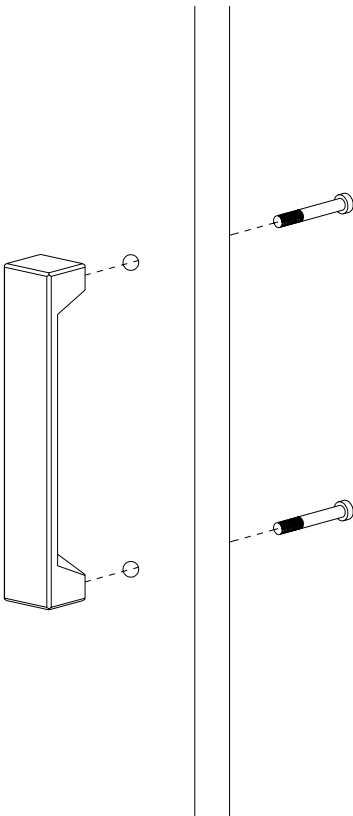
TECHNICAL SPECS

NAME Oval Pull Handles
ORIGINAL DESIGN 1969
MATERIAL Bronze
DIMENSIONS
 Medium: (L) 92 × (W) 70 × (D) 70 mm
 Large: (L) 110 × (W) 90 × (D) 75 mm
WEIGHT Medium: 2,1 kg
 Large: 3,2 kg

FINISHES / PRODUCT REF.
 Medium Raw Bronze: MOPH2193R
 M Chrome-plated Bronze: MOPH2193C
 M Polished Bronze: MOPH2193P
 Large Raw Bronze: LOPH1048R
 L Chrome-plated Bronze: LOPH1048C
 L Polished Bronze: LOPH1048P

PRODUCTION / EDITION On Demand

INSTALLATION



TECHNICAL SPECS

NAME Cupboard Handles (One Side)
ORIGINAL DESIGN 1969
MATERIAL Bronze
DIMENSIONS
Small: (L) 64 × (W) 20 × (D) 20 mm
Large: (L) 110 × (W) 20 × (D) 20 mm
WEIGHT Small: 170 g
Large: 290 g

FINISHES / PRODUCT REF.
Small Raw Bronze: SCHOS1040
Large Raw Bronze: LCHOS1038

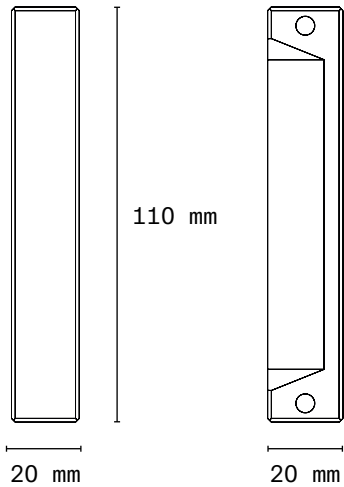
PRODUCTION / EDITION On Demand



(Large One Side – Raw Bronze)		BOTTOM
Lenght (L)		110 mm
Heigh (H)		20 mm



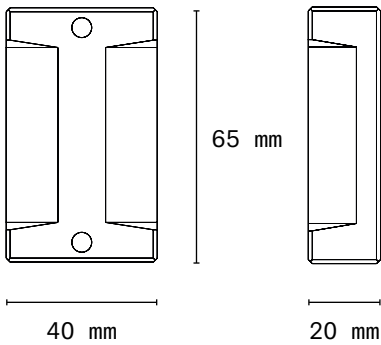
(Small One Side – Raw Bronze)		BOTTOM
Lenght (L)		64 mm
Heigh (H)		20 mm



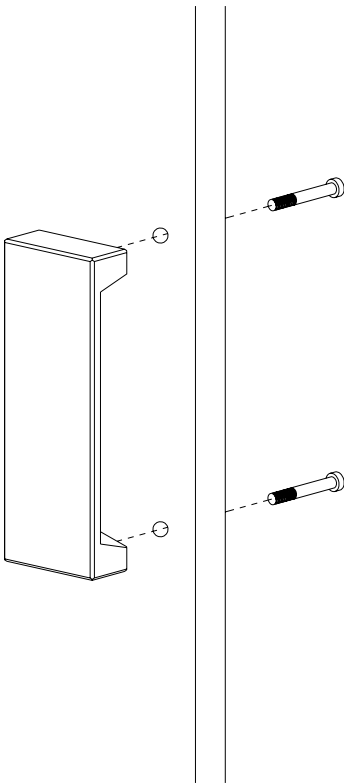
(Large Double – Raw Bronze)		BOTTOM
Lenght (L)		110 mm
Heigh (H)		40 mm



(Small Double – Raw Bronze)		BOTTOM
Lenght (L)		65 mm
Heigh (H)		40 mm



INSTALLATION



TECHNICAL SPECS

NAME Cupboard Handles (Double Sides)
ORIGINAL DESIGN 1969
MATERIAL Bronze
DIMENSIONS
Small: (L) 64 × (W) 40 × (D) 20 mm
Large: (L) 110 × (W) 40 × (D) 20 mm
WEIGHT Small: 350 g
Large: 550 g

FINISHES / PRODUCT REF.
Small Raw Bronze: SCHDS1041
Large Raw Bronze: LCHDS1039

PRODUCTION / EDITION On Demand

60

INSTALLATION



TECHNICAL SPECS

NAME

Cabinet Handles

ORIGINAL DESIGN

1969

MATERIAL

Brass or Bronze

DIMENSIONS

Small: (L) 50 × (W) 29 × (D) 17 mm

WEIGHT

Small: 75 g

FINISHES / PRODUCT REF.

Polished Brass: CH1047PB

Brushed Brass: CH1047BB

Nickel Plated Brass: CH1047NPB


Patinated Bronze: CH1047-PT

PRODUCTION / EDITION

On Demand

GEDE

CABINET HANDLES



(Patinated Bronze)

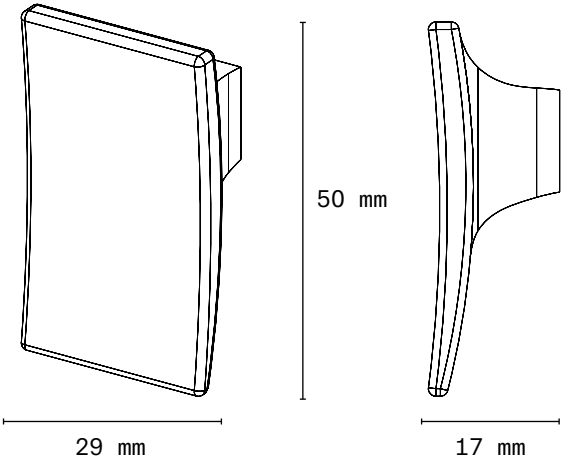
BOTTOM

Lenght (L)

50 mm

Heigh (H)

29 mm



PHOTOS SEE PP. 36-39

DESIGNED, MANUFACTURED AND ASSEMBLED IN BELGIUM

GENERAL DECORATION

Route de Beaumont, 20
1380 Lasne – Belgium
+32 2 633 11 73
info@jules-wabbes.com

PHOTOGRAPHY

Michel Figuet

TEXT

© Marie Ferran-Wabbes

GRAPHIC DESIGN

Neutre.be

TECHNICAL DRAWINGS

Quentin De Moyer

LITHOGRAPHY

Mistral, Brussels